

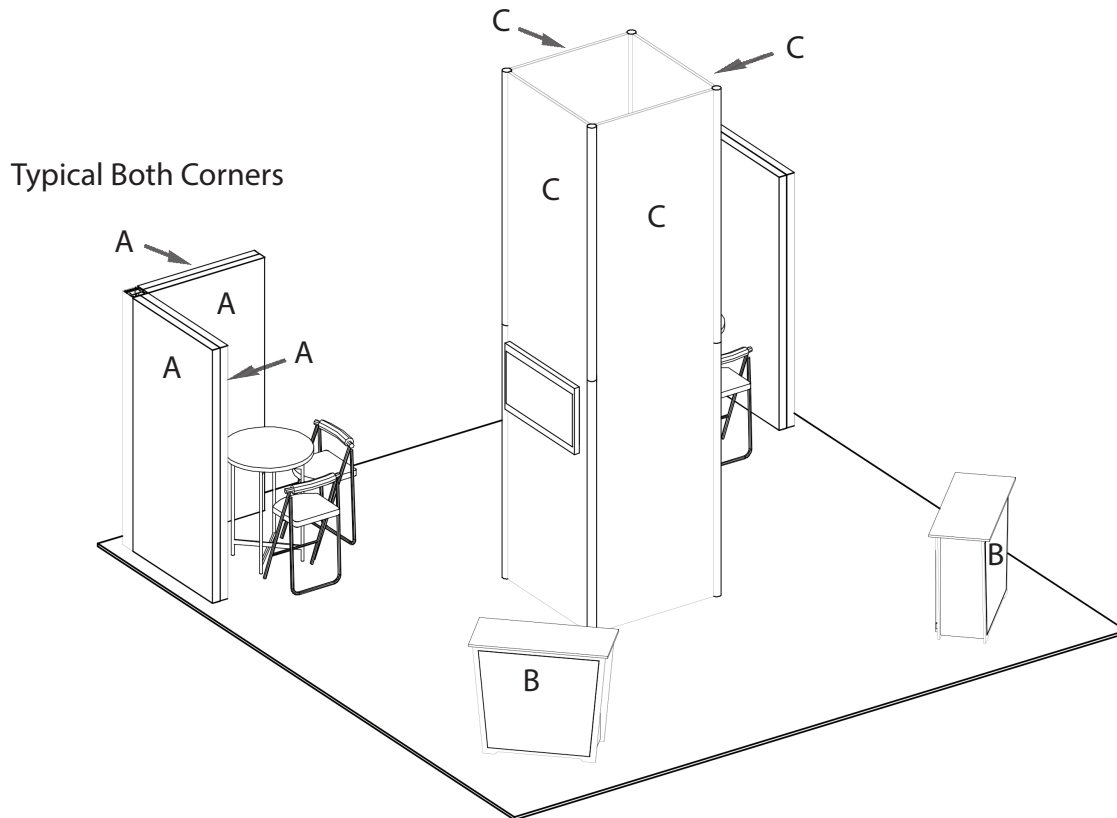
20x20 LIGHTBOX Design to include:

- (1) 15'4" tall x 46" wide Storage/Identity Tower with locking door
- (2) INWALL monitor mounts on tower
- (2) 92" tall x 46" wide Freestanding Doublesided "L" Shaped Corner lightboxes
- (2) 92" tall x 46" wide Freestanding Doublesided "L" Shaped Corner lightboxes
- (2) "EV2" locking standalone counter, 46"w x 20"d black laminate top

CHOICE of black, white, or gray sintra provided standard for all solid infill walls that do not have graphics, unless described otherwise

*White laminate standard for EV2 wall counter sides and standalone counter front and sides

Consult your account rep for options. Additional elements, merchandising and graphics are available



GRAPHICS PACKAGE A TO INCLUDE

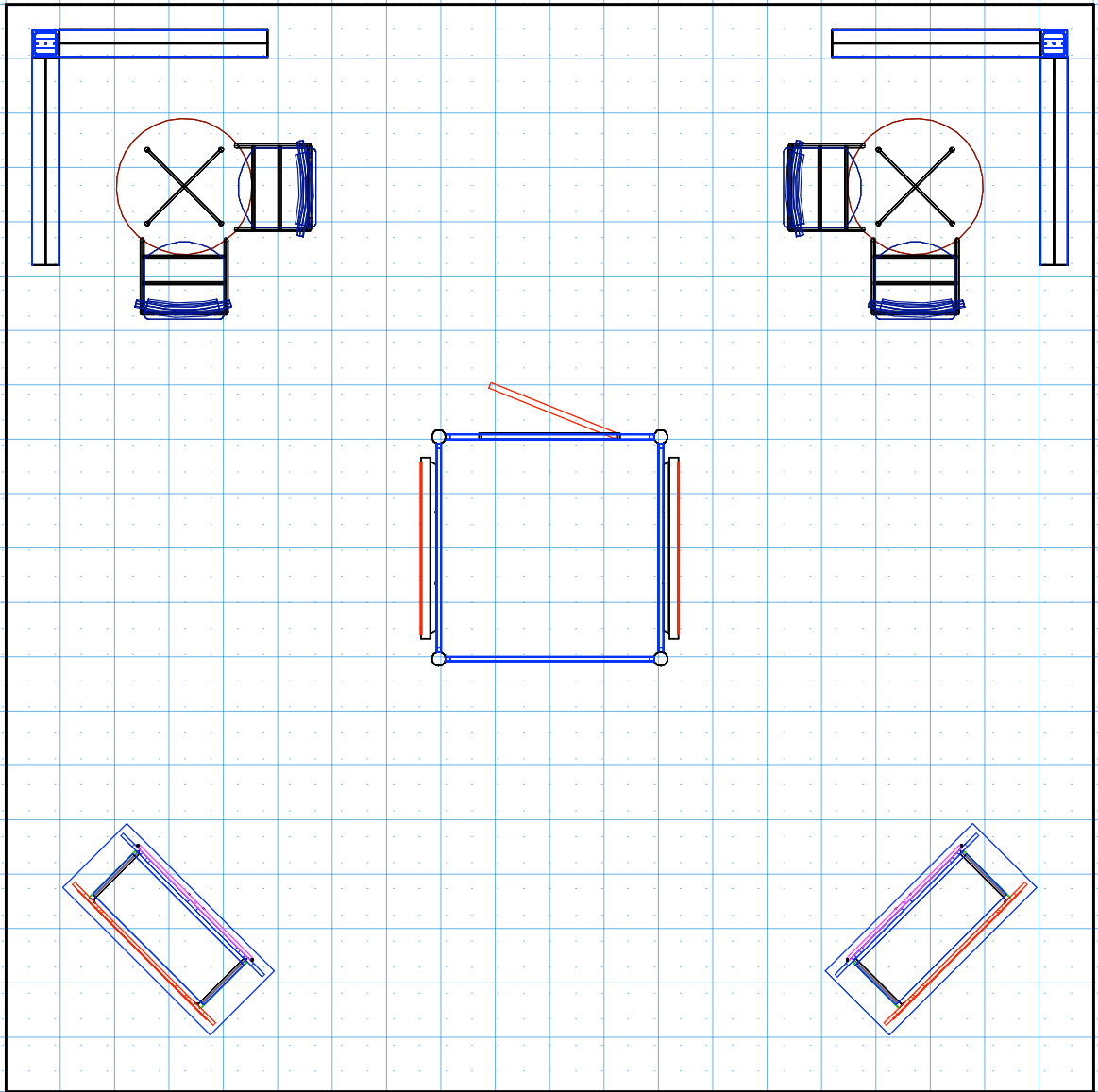
- A. - (8) 46" w x 92" h backlit fabric graphic required
- B. - (2) 40" w x 35" h maximum size, SINGLE USE "low-tac" adhesive, front

GRAPHICS PACKAGE B TO INCLUDE

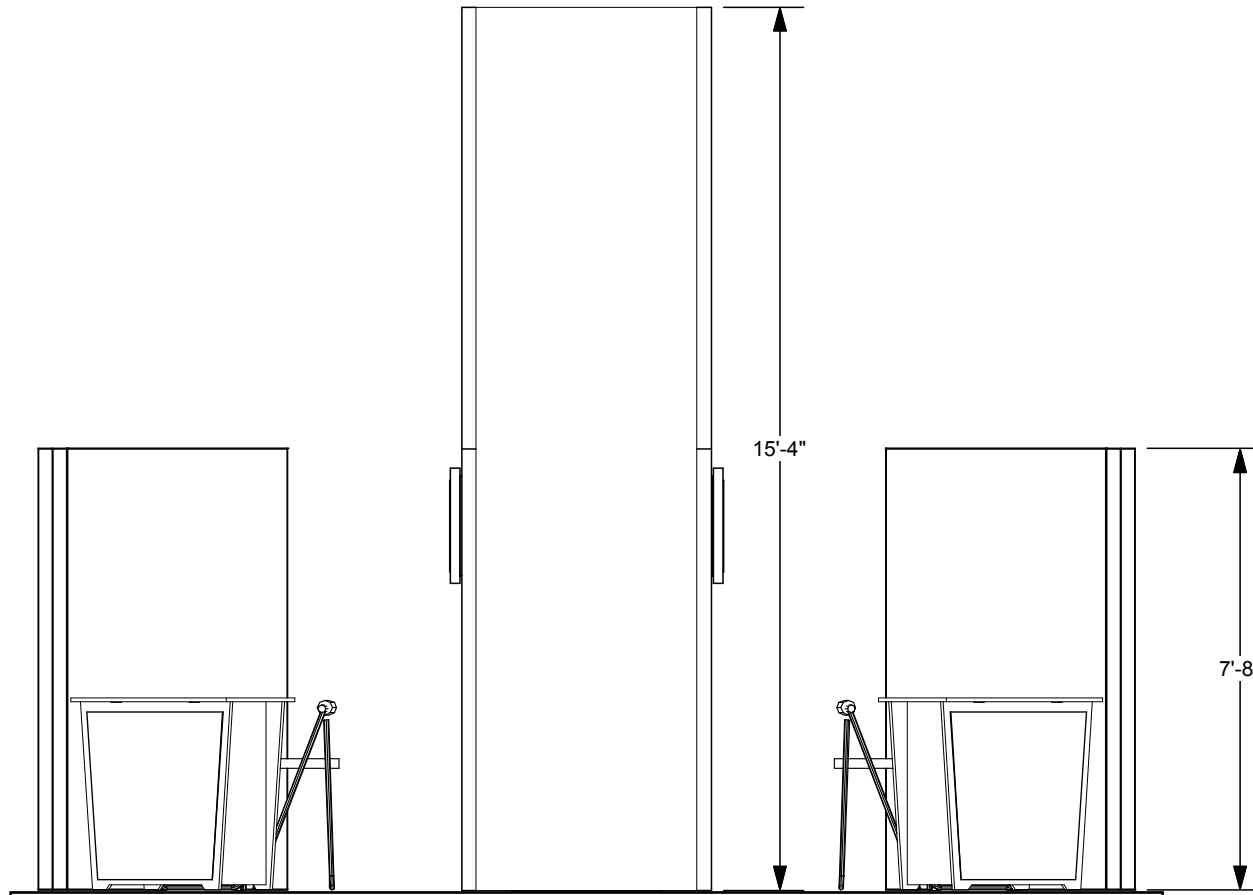
- Package A, Plus
- C. - (4) 46" w x 184" h printed sintra panel tower graphics

PRICING DOES NOT INCLUDE: chairs, benches, tables, computers, monitors/cables, and carpet. Additional elements, merchandising and graphics are available through your account representative.

Please follow our graphic file submission guidelines for all printed elements to avoid resubmission requests and delay. Allow at least 10 business days for graphic production.



DRAWN BY: LH



DRAWN BY: LH

DESIGN :BM2020

Image Turnkey Rentals 818-563-3322

2020

The designs shown herein are protected by copyright and other laws. This document is to be maintained in confidence. No portion of the information or design shown herein may be reproduced, electronically or otherwise, nor may any display be made from this design without written consent.